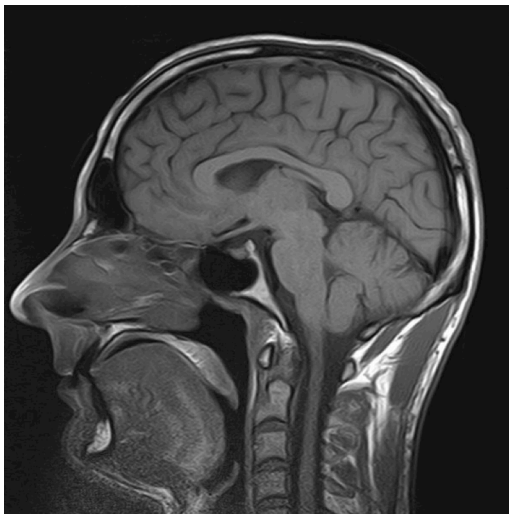


Being Part of the MRI Study



Welcome to the Health Emotions Research Institute!



This is the
building where
your Mom or
Dad will bring
you for the MRI
study.



You will have a couple of study visits. When you come on the first day, someone from the study team will meet

you in the lobby. Here are some people you might meet during the study.



maria



travis



lisa



The MRI scanner is like a spaceship!

During the scan you have to lie inside a tube, and the MRI machine makes lots of noises that sound like a spaceship taking off and flying!



During the scan you can pretend you are an astronaut going into space.

The First Visit

During the first visit, you will practice in the fake MRI scanner. It's just like the real scanner but it doesn't have a magnet.



Your Mom or Dad can stay in the room for the first part of the practice scan.

The First Visit


This is what will happen during the practice scan.

Step 1: Lay on the table



The First Visit

Step 2: A helmet will be put over your head so you can see pictures.



Just like an astronaut!

The First Visit

Step 3: When you are ready, you will push a button that slides you into the tube.

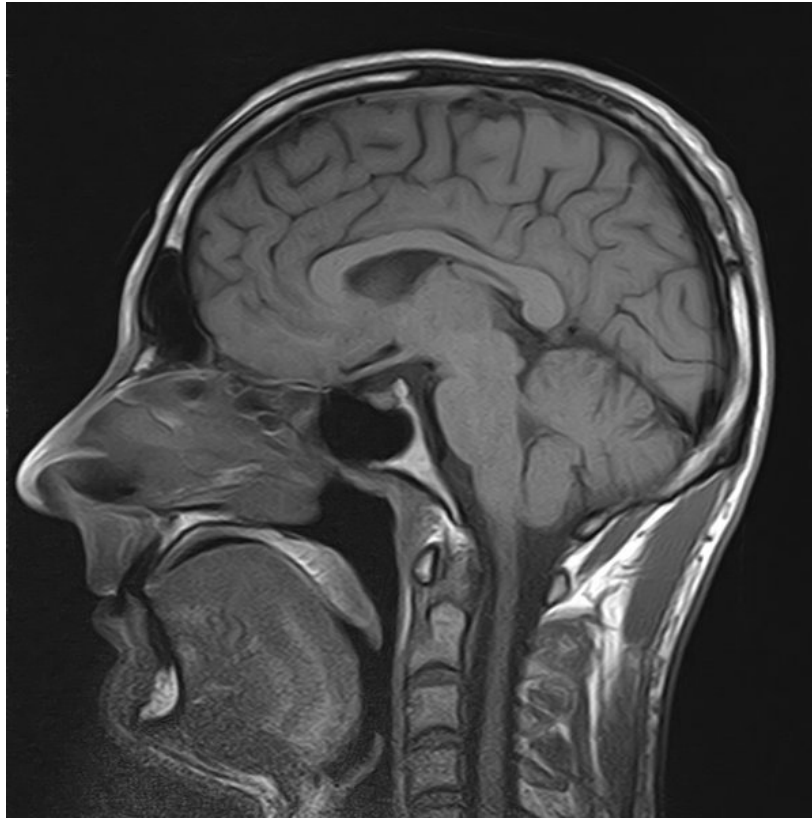


Your legs and feet will stick out of the scanner.

Then you can pretend that you are inside a spaceship!



You will hear lots of noises that sound like a spaceship taking off, and other noises that sound like an alarm clock or a washing machine.





While the noises are going on, it is important to stay very still. The noises mean the scanner is taking pictures of your brain.

The First Visit



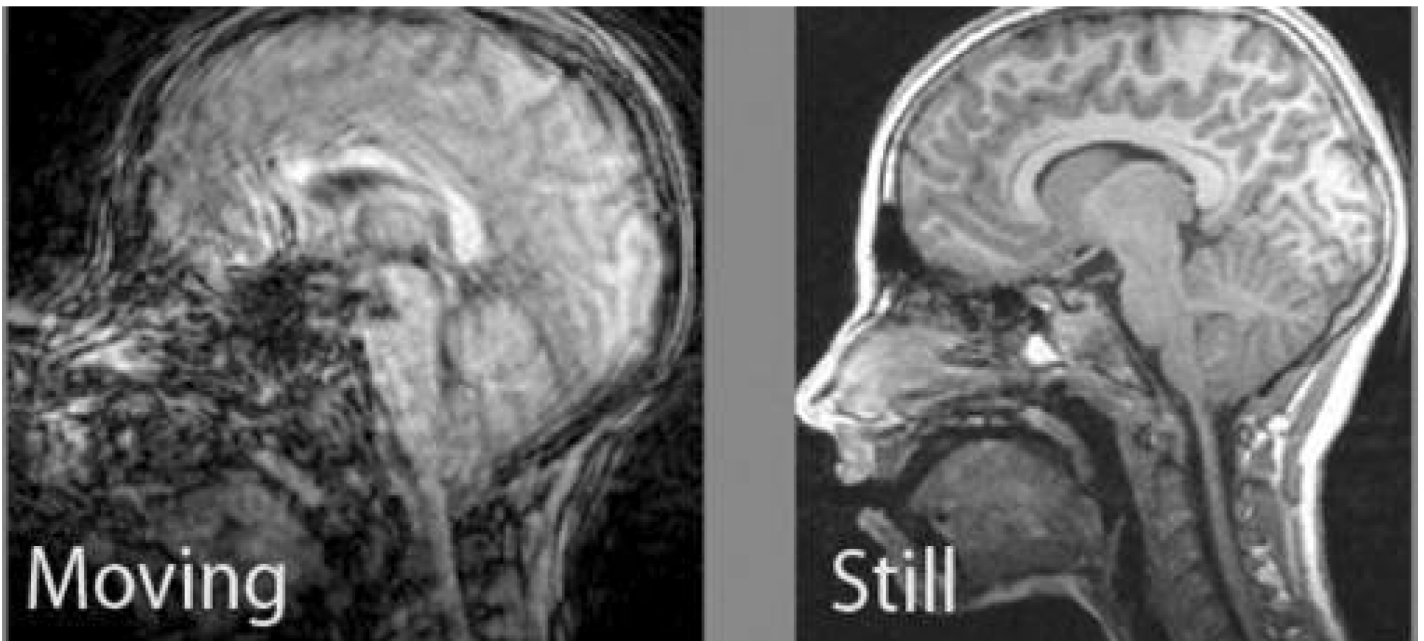
You will see some pictures like these.

Sometimes you will press buttons if the screen tells you to while you play a short game.

Sometimes you will stay still and watch the pictures.

Sometimes you will watch a movie that you pick out.

Remember to stay still during the practice.




This is very important!

If you move, the picture will be blurry, like on the left, and we won't be able to see your brain very clearly.

The First Visit

Next, your mom or dad will go to the waiting room next door, and you will practice some more with the study team.

You will look at more pictures and watch a movie you picked out.



Remember to stay very still!

The First Visit

You and your parent will take turns talking to Dr. Rogers in his office.



If practicing in the fake MRI scanner goes well, we will pick a day for the real MRI scan.

On that day, you will come back for a **Second Visit** and go in the real MRI scanner, across the hall from the practice scanner.



The Second Visit

During the second visit, you will say goodbye to your mom or dad outside of this door.



They will wait just outside for you.

The Second Visit



You will go into a room with lots of computers and meet the MRI helpers.



Ginny



Annelise

The Second Visit

Step 1: You will lie on the real MRI scanner table, just like when you practiced.



The real MRI scanner looks even more like a spaceship!

The Second Visit



Step 2: We will put a helmet over your head, just like when you practiced.

You can pretend again that you are an astronaut!



The Second Visit

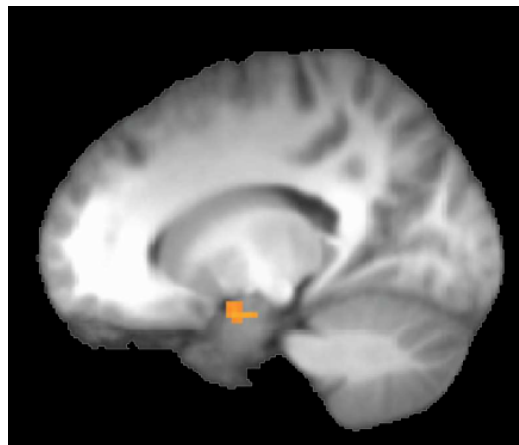
Step 3: The table will slide into the tube, just like when you practiced.



The Second Visit

You will see some pictures and watch a movie, just like when you practiced.

You can take a break halfway through the scan.



Don't forget to stay still while you hear the noises!

The noises mean the scanner is taking pictures of your brain.

After the scan, your second
visit is over!



Thank you for helping with
our study! We couldn't do it
without you!

If you have questions, please call us at
(608) 265-4380